

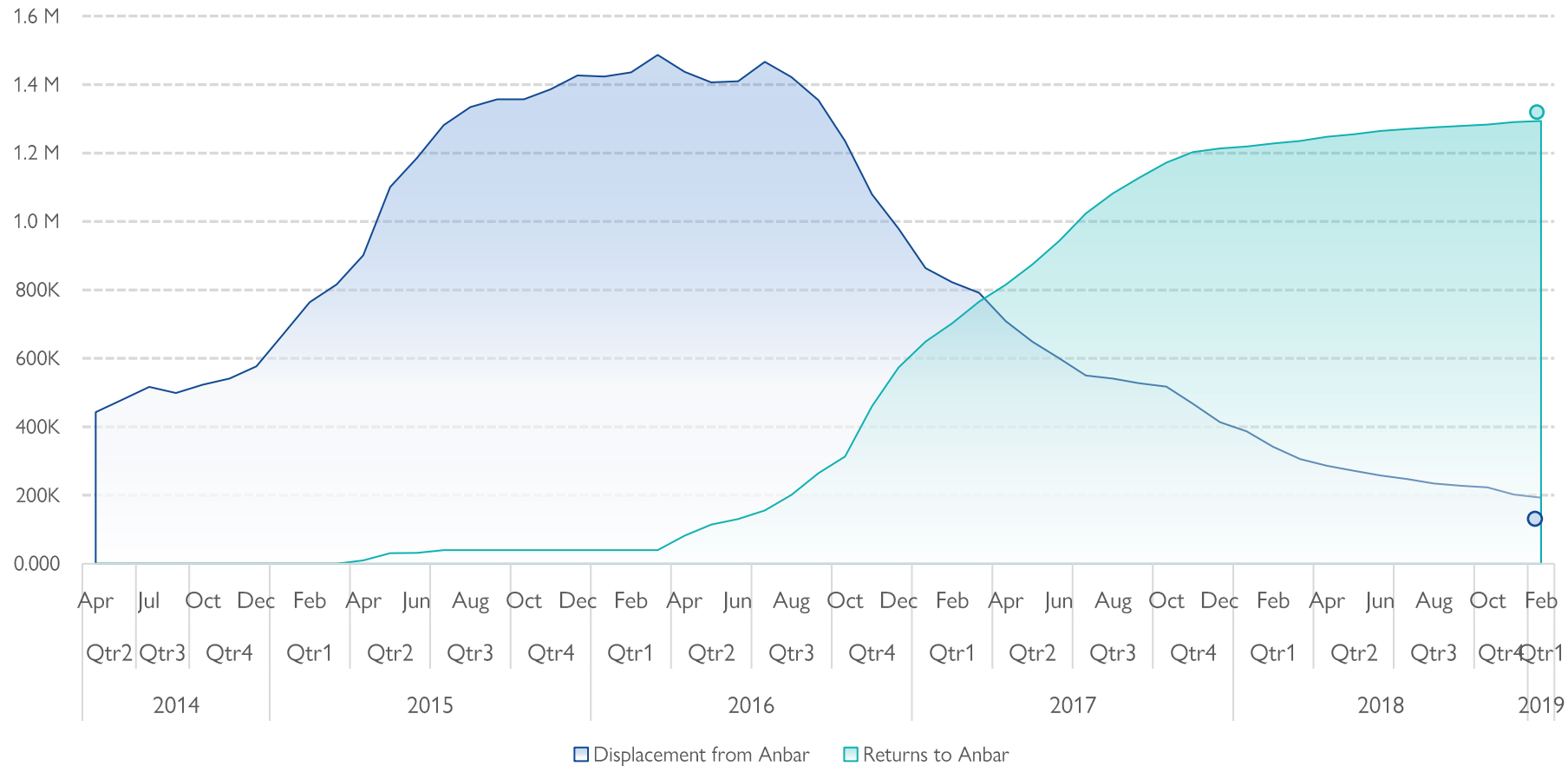
Overview of Displacement and Returns

Anbar Governorate

May 2019

Latest DTM Data (Jan-Feb 2019)

Displacement from and returns to Anbar Governorate



Anbar Returnees

1,294,056 Individuals

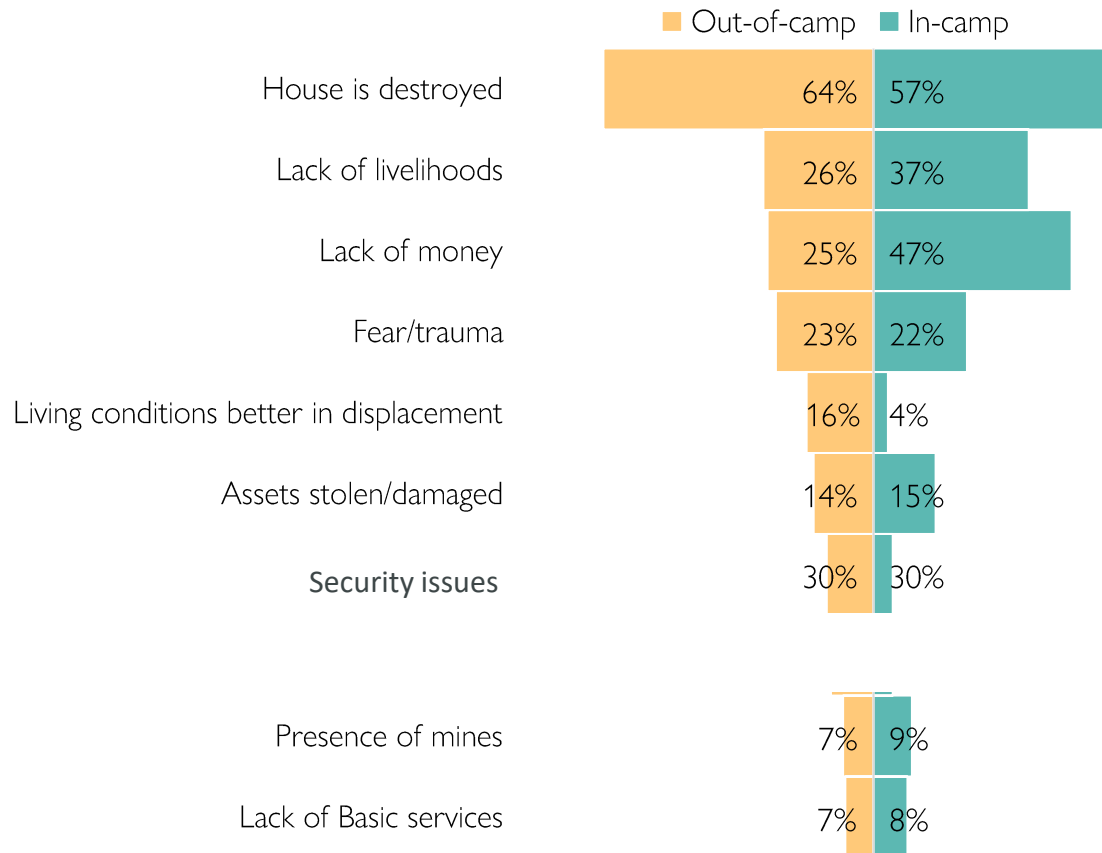
215,676 Families

This figure reports the number of IDPs and returnees since April 2014 and April 2015 respectively.

Obstacles to Return for IDPs from Anbar



Number of IDPs in Anbar: 192,798 individuals Out-of-camp IDPs : 35,280 individuals In-camp IDPs : 157,518 individuals



- The main obstacle to return for IDPs from Anbar is the house destruction, which affects nearly 123,000 IDPs.
- IDPs from Anbar are mostly displaced in Erbil (70,530 individuals) and Anbar (46,578 individuals) governorate. The main districts in these governorates are:
 - Erbil (63,120 individuals) and Shaqlawa (3,756 individuals) in Erbil Governorate.
 - Falluja (34,440 individuals) and Ramadi (5,340 individuals) districts in Anbar Governorate.

Anbar Intention survey (CCCM Cluster/Reach)

Throughout 2018, the rate of return of internally displaced persons (IDPs) to their areas of origin (AoO) declined. In Anbar governorate, approximately 6,100 IDP households are estimated to be living in formal IDP camps.

Of those intending to return to their AoO in the next 12 months following data collection, the top three reasons were:

1. Security situation stable in AoO
2. AoO cleared of explosive devices
3. Other members have returned

Of those not intending to return in the 12 months following data collection, the top reasons were:

1. No financial means to return and restart
2. House is damaged or destroyed
3. Lack of livelihood opportunities
4. Security issues

Camp Profiles: Habbaniyah Tourist City (HTC) camp

Population figures:

Total families = 1,200

Total individuals = 5,923

Main challenges to return:

- Tribal disputes
- Lack of livelihood opportunities in the AoO
- Housing partially or totally destroyed

District of origin	# of Families	percent
AAF	232	19%
Ana	5	0%
Begy	2	0%
Fallujah	148	12%
Garma	146	12%
Hadethah	3	0%
Heet	24	2%
Khaldiah	118	10%
Qaim	368	31%
Ramadi	109	9%
Rawa	4	0%
Rutba	18	2%
Syria	11	1%
Tikrit	2	0%
Salah Alden	4	0%
Babil	2	0%
Baghdad	4	0%
	1200	100%

A Tool to Understand Returns: The Return Index

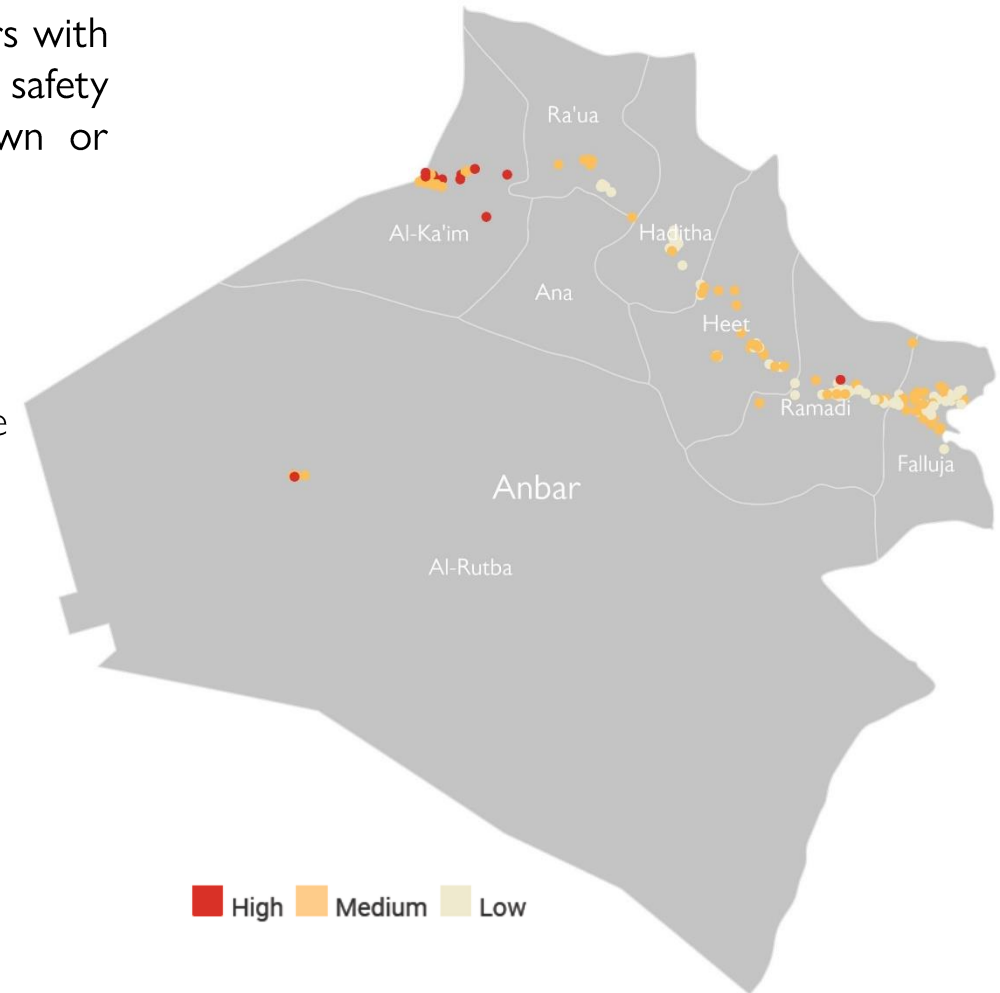
The Return Index correlates all data available on returnee population numbers with indicators on (1) livelihoods and basic services and (2) social cohesion and safety perceptions to create a score at location level (i.e., individual village, town or neighbourhood) that measures the severity of conditions or quality of return.

Scale 1: Livelihoods and basic services

- Recovery of agriculture
- Recovery of small businesses
- Recovery of large businesses
- Employment access
- Market and basic items access
- Reincorporation of civil servants
- Electricity sufficiency
- Water sufficiency
- Residential destruction
- Access to primary school
- Access to primary health centres
- Access to hospital

Scale 2: Social cohesion and safety perceptions

- Concerns about sources of violence
- Concerns about mines
- Presence of other state security actors
- Restrictions on freedom of movement
- Social capital (daily life status)
- Need for reconciliation



Hotspots of severity in Anbar Governorate

Anbar Hotspots

1) Al-Kaim

- Al-Rummaneh: Most locations in Rummaneh are rural, and nearly half of the locations have witnessed return rates of less than 50%. All locations reportedly have highly severe water and electricity insufficiency.
- Markaz Al-Kaim: Most of the locations have witnessed a return of less than half of the population, whereas the rest of the locations have seen around half of the population returning. All locations reportedly have highly severe water and electricity insufficiency.

2) Al-Rutba

- Markaz Al-Rutba: The return rate across the whole sub-district is no less than roughly half of the population. All locations reportedly have highly severe water, electricity insufficiency and other services.

3) Falluja

- Al-Saqlawiyah: Most of the population have returned in all locations, which are rural areas. The primary issue in these locations is the lack of services.
- Al-Garma: Most of the population have returned in all locations, which are rural areas. The biggest issues are security problems, destroyed houses and lack of services including water and electricity.

Success stories

1. Preventing the separation/isolation of families facing security challenges
2. Coordination with organizations providing relief
3. Coordination done to arrange the return of families facing security challenges
4. Coordination with security actors and relevant sides in the governorate has led to tangible success on the ground.

Main Needs

1. Coordination with active organizations and RWG to achieve better results
2. Support to the agricultural and industrial sectors and existing companies
3. Initiate small projects to support return (involve youth and women)
4. Reconstruction of destroyed houses
5. Focus on rural areas and areas outside municipal borders

Project to Facilitate the Return of IDPs (IOM/ RWG)

- Number of families targeted in the initial stage: 250 families
- Permission for families to move freely and to visit
- Provide essential services
- Latest developments